

Geometric frustration in small colloidal clusters

This article has been downloaded from IOPscience. Please scroll down to see the full text article.

2009 J. Phys.: Condens. Matter 21 425103

(<http://iopscience.iop.org/0953-8984/21/42/425103>)

[The Table of Contents](#) and [more related content](#) is available

Download details:

IP Address: 137.222.40.41

The article was downloaded on 10/10/2009 at 21:09

Please note that [terms and conditions](#) apply.

Geometric frustration in small colloidal clusters

Alex Malins¹, Stephen R Williams², Jens Eggers³, Hajime Tanaka⁴
and C Patrick Royall¹

¹ School of Chemistry, University of Bristol, Bristol BS8 1TS, UK

² Research School of Chemistry, The Australian National University, Canberra, ACT 0200, Australia

³ School of Mathematics, University of Bristol, University Walk, Bristol BS8 1TW, UK

⁴ Institute of Industrial Science, University of Tokyo, 4-6-1 Komaba, Meguro-ku, Tokyo 153-8505, Japan

E-mail: paddy.royall@bristol.ac.uk

Received 20 May 2009, in final form 4 August 2009

Published 22 September 2009

Online at stacks.iop.org/JPhysCM/21/425103

Abstract

We study the structure of clusters in a model colloidal system with competing interactions using Brownian dynamics simulations. A short-ranged attraction drives clustering, while a weak, long-ranged repulsion is used to model electrostatic charging in experimental systems. The former is treated with a short-ranged Morse attractive interaction, the latter with a repulsive Yukawa interaction. We consider the yield of clusters of specific structure as a function of the strength of the interactions, for clusters with $m = 3, 4, 5, 6, 7, 10$ and 13 colloids. At sufficient strengths of the attractive interaction (around $10k_B T$), the average bond lifetime approaches the simulation timescale and the system becomes nonergodic. For small clusters, $m \leq 5$, where geometric frustration is not relevant, despite nonergodicity, for sufficient strengths of the attractive interaction the yield of clusters which maximize the number of bonds approaches 100%. However for $m = 7$ and higher, in the nonergodic regime we find a lower yield of these structures where we argue geometric frustration plays a significant role. $m = 6$ is a special case, where two structures, of octahedral and C_{2v} symmetry, compete, with the latter being favoured by entropic contributions in the ergodic regime and by kinetic trapping in the nonergodic regime. We believe that our results should be valid as long as the one-component description of the interaction potential is valid. A system with competing electrostatic repulsions and van der Waals attractions may be such an example. However, in some cases, the one-component description of the interaction potential may not be appropriate.

(Some figures in this article are in colour only in the electronic version)

1. Introduction

Clusters are a distinct state of matter which exhibit different structural ordering relative to bulk materials [1]. Of particular relevance to, for example, many biological systems such as viruses, is their tendency to exhibit five-fold symmetry such as icosahedra and decahedra [2]. Recently there has been a surge of interest in clusters formed in colloidal systems [3–11, 14, 15, 18], which is expected to lead to the development of ‘colloidal molecules’ [4, 19, 10, 20, 15]. These may in turn provide novel functionalized materials [4, 19, 10, 11, 20, 15].

Part of the attraction of studying colloidal dispersions is that, although in principle they are rather complex multicomponent systems, the spatial and dynamic asymmetry between the colloidal particles (10 nm–1 μ m) and smaller molecular and ionic species has led to schemes where the smaller components are formally integrated out [21]. This leads to a one-component picture, where only the *effective* colloid–colloid interactions need be considered. This is usually a good approximation, however, there are a few exceptions. To describe the effective interactions between charged colloidal particles, the screening of the counter-ions is treated on a linear response level resulting in the well-known screened

Coulomb pair potential proposed by Derjaguin, Landau, Verwey and Overbeek (DLVO). In general, however, due to nonlinear counter-ion screening, the effective interactions involve many-body contributions [22], which violates the additivity of the potential. Furthermore, in strongly driven systems hydrodynamic interactions (velocity fields) modify the electrostatic interaction significantly [23, 24]. Here we assume the one-component description.

The colloid behaviour in the original complex system may then be faithfully reproduced by appealing to liquid state theory [25] and computer simulation [26]. Since the shape of the particles is typically spherical, and the effective colloid–colloid interactions may be tuned, it is often possible to use models of simple liquids to accurately describe colloidal dispersions. For example this approach has made it possible to reproduce Bernal spirals seen experimentally [6, 27] in a system with competing short-ranged attractions and long-ranged repulsions, leading to the idea that colloidal gels can be stabilized by repulsive interactions [28–30]. In addition to their own fascinating behaviour such as novel diffusion [15] colloidal clusters are also predicted from theory and simulation to exhibit hierarchical ordering such as lamellae [31], cluster crystals [32] and may also undergo dynamical arrest to form cluster glasses [28, 29, 33].

Since colloids may be directly imaged at the single particle level, one may consider local intra-cluster structure, along with cluster–cluster correlations, a level of detail seldom accessible to atomic and molecular systems, except in the low-temperature regime [34]. Meanwhile, the behaviour of colloidal clusters, for example the global energy minimum structure, should exhibit similarities to that of clusters of Noble gas atoms as both colloids and Noble gases can be well described by spherically symmetric attractive interactions [35, 36]. Some of us recently compared direct imaging of colloidal clusters with expectations from theory [37]. In the experiments, a significant deviation from expectations was found, in particular a maximum yield of only around 10% in structures expected to minimize the potential energy for small $4 \leq m \leq 6$ clusters. This is surprising, as at these small sizes, there is little geometrical frustration that might inhibit access to the ground state, as would occur for larger clusters.

It is the purpose of this work to establish those cluster structures we expect in the case of model colloidal systems by applying tried and tested model interactions. We shall consider weak electrostatic repulsions and a short-ranged attraction for similar parameters to the experimental system. Typically, the former stems from electrostatic charge, the latter from the addition of non-adsorbing polymer or van der Waals attractions, and drives clustering. Rather than seeking minimum energy states [35, 36], instead we shall try to mimic experimental approaches, as a way to predict what sort of yields of desired clusters we find as a function of interaction strength. Experiments on colloidal systems typically start from a randomized initial state. Unlike molecular systems, the effective temperature is typically constant: temperature itself is not usually varied and the effective colloid–colloid interactions in a given sample are taken to be fixed, as

they depend upon sample composition. In other words the system undergoes an ‘instantaneous quench’ from an initial, randomized state. We follow this protocol, although we note recent theoretical and simulation work highlighting the role of microscopic reversibility in optimizing yields in self-assembling systems [38–40] which is beginning to be exploited in nanoscience [41]. For the larger cluster sizes considered, we also investigate the role of electrostatic repulsions in cluster elongation, as suggested theoretically [42] and noted experimentally [5–7].

Our approach is as follows. We shall consider clusters of $m = 3, 4, 5, 6, 7, 10, 13$ particles and study the structures formed, with particular reference to the minimum energy states [35, 36], as a function of the attractive interaction strength (which mimics the addition of polymer in experimental systems). Various strengths of the repulsive interaction (which models the electrostatic charge in experimental systems) are also considered. For high strengths of the attractive interaction (low effective temperature), one expects the majority of clusters to reside in their minimum energy state. However, average bond lifetimes can exceed the simulation run time (which is comparable to experimental timescales) for sufficiently strong interactions. The system is thus nonergodic on these timescales, and kinetic trapping may become important. For larger clusters, long-ranged repulsions may lead to elongation [5–7, 27, 36, 42]. We investigate this effect for $m = 10, 13$. Our main result is that for small clusters ($m \leq 5$) the lack of geometric frustration enables the minimum energy state to be accessed, while for larger clusters kinetic trapping is important.

This paper is organized as follows: section 2 introduces the model interactions, our simulation methodology is presented in section 3, followed by results (section 4) and a discussion in section 5 in which we place our findings in the context of recent work. We conclude our findings in section 6.

2. Model

The seminal theory of colloid–polymer mixtures is that of Asakura and Oosawa [43]. This AO model ascribes an effective pair interaction between two colloidal hard spheres in a solution of ideal polymers which is plotted in figure 1 and reads,

$$\beta u_{\text{AO}}(r) = \begin{cases} \infty & \text{for } r \leq \sigma, \\ \frac{\pi (2R_G)^3 z_{\text{PR}} (1+q)^3}{6 q^3} & \text{for } \sigma < r \leq \sigma + (2R_G), \\ 0 & \text{for } r > \sigma + (2R_G), \end{cases} \times \left\{ 1 - \frac{3r}{2(1+q)\sigma} + \frac{r^3}{2(1+q)^3\sigma^3} \right\} \quad (1)$$

where $\beta = 1/k_B T$, r is the centre to centre separation of the two colloids and the polymer fugacity z_{PR} is equal to the number density ρ_{PR} of ideal polymers in a reservoir at the same chemical potential as the colloid–polymer mixture. Thus within the AO model the effective temperature is inversely

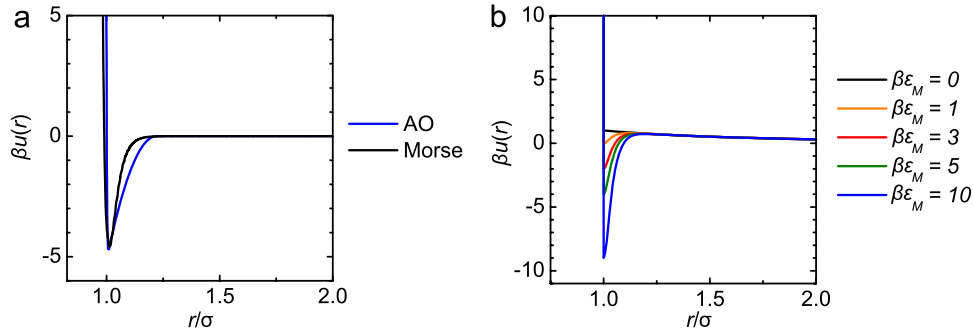


Figure 1. (a) The Morse potential (equation (2)) matched to the Asakura–Oosawa (AO) potential (equation (1)) relevant to experimental systems. (b) The competing interactions used in this work, $\beta u_M + \beta u_Y$ for various values of the Morse potential well depth $\beta \varepsilon_M$ as shown in the legend. The case of $\beta \varepsilon_M = 0$ is the pure Yukawa interaction (equation (3)) contact potential of $\beta \varepsilon_Y = kT$ and inverse Debye screening length $\kappa\sigma = 0.5$.

proportional to the polymer reservoir concentration. The polymer–colloid size ratio $q = 2R_G/\sigma$ where R_G is taken as the polymer radius of gyration, and σ is the colloid diameter. For small polymer–colloid size ratios, the AO model has been found to give good agreement with direct experimental measurement [44].

The discontinuous nature of the AO interaction at contact complicates its use in Brownian dynamics simulations. We therefore use the continuous Morse potential, which, for short interaction ranges, is very similar to the Asakura–Oosawa potential (figure 1) [45]. The Morse potential reads

$$\beta u_M(r) = \beta \varepsilon_M e^{\rho_0(\sigma-r)} (e^{\rho_0(\sigma-r)} - 2), \quad (2)$$

where ρ_0 is a range parameter and $\beta \varepsilon_M$ is the potential well depth. The global energy minimum structures for clusters interacting via the Morse interaction are known [35], and for small clusters $m < 8$, the structure of the global energy minimum is not sensitive to the range of the interaction. With the exception of $m = 6$ (see below), small ground state clusters should be the same for an AO colloid–polymer system as those tabulated for the Morse interaction. The experimental system [37] used a polymer–colloid size ratio of $q = 0.22$ which maps to a Morse range parameter $\rho_0 = 33.06$ for a well depth $\beta \varepsilon_M = 5.0$ according to the extended law of corresponding states [46].

Repulsions in colloidal systems typically stem from the electrostatic charge on the colloidal particles. Under many conditions, where the charging is quite weak, as is the case here, this leads to a screened Coulomb, or Yukawa form with a hard core that accounts for the physical size of the colloidal particles:

$$\beta u_Y(r) = \begin{cases} \infty & \text{for } r < \sigma, \\ \beta \varepsilon_Y \frac{\exp(-\kappa(r-\sigma))}{r/\sigma} & \text{for } r \geq \sigma, \end{cases} \quad (3)$$

where κ is the inverse Debye screening length. The contact potential is given by

$$\beta \varepsilon_Y = \frac{Z^2}{(1 + \kappa\sigma/2)^2} \frac{l_B}{\sigma}, \quad (4)$$

where Z is the colloid charge and l_B is the Bjerrum length. To model the experimental system, we therefore fix the Debye length to an experimentally relevant value $\kappa\sigma = 0.5$, and consider different values of the contact potential $\beta \varepsilon_Y$. In the experimental system we seek to model, van der Waals attractions are largely absent, due to solvent–colloid refractive index matching, the attractions are driven by the addition of non-absorbing polymer.

We investigate the structure of these simulated colloidal clusters, with reference to the Morse clusters [35], using a new method we have developed, which we term the topological cluster classification (TCC) [45, 47]. Although we consider electrostatic repulsions, we expect little effect on the ground state for small $m < 10$ clusters [36].

3. Simulation and analysis

We use a standard Brownian dynamics simulation scheme [48]. The scheme generates a discrete coordinate trajectory \mathbf{r}_i as follows

$$\mathbf{r}_i(t + \delta t) = \mathbf{r}_i(t) + \frac{D}{k_B T} \sum_{j=1, j \neq i}^N \mathbf{F}_{ij}(t) \delta t + \delta \mathbf{r}_i^G, \quad (5)$$

where δt is the simulation time step, D is the diffusion constant and \mathbf{F}_{ij} is the pairwise interaction. The colloids respond to the direct interactions \mathbf{F}_{ij} and the solvent-induced thermal fluctuations $\delta \mathbf{r}_i^G$ are treated as a Gaussian noise with the variance given by the fluctuation-dissipation theorem.

In the simulations m particles are initialized randomly at volume fraction $\phi = m(\pi\sigma^3/6)/l^3 = 0.0029$ in a cubic box of side l . Periodic boundary conditions for the box are implemented. We study the evolution of one cluster per simulation, and consider the case where all particles are part of the cluster. The inter-particle interaction is the Morse potential (equation (2)) with range parameter $\rho_0 = 33.06\sigma^{-1}$ which is truncated and shifted for $r > 3\sigma$, where the Morse potential is typically less than 10^{-27} . The electrostatic interactions are treated by adding a Yukawa repulsion term (equation (3)) for different values of $\beta \varepsilon_Y$ as specified and this is also truncated and shifted for $r > 3\sigma$. This rather short value enables the particles to form clusters more easily starting from the

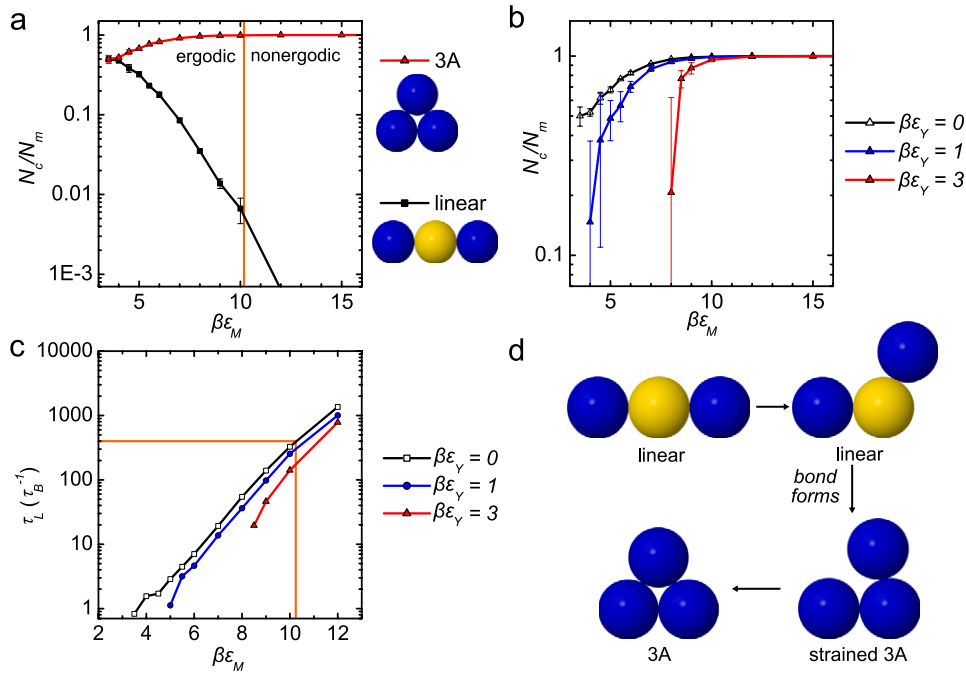


Figure 2. (a) Cluster populations for the $m = 3$ system as a function of the well depth of the attractive interaction $\beta\epsilon_M$ with $\beta\epsilon_Y = 0$. Here we define cluster population by the ratio N_c/N_m where N_c and N_m are the total number of specific clusters and the total number of m membered clusters identified respectively in the simulation after equilibration. We see a clear trend towards the 3A triangle as the minimum energy ground state structure. The vertical line corresponds to $\tau_L = 400\tau_B$, our criterion for ergodicity breaking on the simulation timescale (see (c)). (b) Population of clusters in the minimum energy state (3A triangle) for different strengths of the Yukawa interaction $\beta\epsilon_Y$. The principal effect of the Yukawa repulsion is to shift the curves to require higher values of $\beta\epsilon_M$ to achieve the same population of clusters in the ground state. (c) The average bond lifetime τ_L as a function of $\beta\epsilon_M$ for various $\beta\epsilon_Y$ as indicated. The perpendicular lines correspond to $\tau_L = 400\tau_B$. (d) The linear \rightarrow 3A transition can be accomplished by rotating one end particle around the central particle. This process involves no energetic penalty for $\beta\epsilon_Y = 0$.

initial randomized state. While the Yukawa repulsion has not fully decayed at $r = 3\sigma$, the largest separation of two particle centres we are interested in is set by the size of the clusters. The largest separations for which we consider the effects of the Yukawa repulsion are the $m = 13$ clusters, where the maximum separation is less than 3σ . Since the Morse interaction has no hard core, we remove the hard core component of equation (3). Each state point is sampled with between four and twelve statistically independent simulation runs.

The time step is $\delta t = 0.03$ simulation time units and all runs are equilibrated for 10^9 steps and run for further 10^9 steps. The rather long simulation runs were required to be sure that, in the case of Yukawa repulsions, that the particles had ample time to interact with one another, and cluster. We define the Brownian time as the time taken for a colloid to diffuse its own radius:

$$\tau_B = \frac{\sigma^2}{4D}. \quad (6)$$

In the simulations, $\tau_B \approx 2474$ time units, while in the experiments $\tau_B \sim 10$ s [37]. The simulation runs therefore correspond to a total of around 68 h, a timescale certainly comparable to experimental work.

We identify two particles as bonded if the separation of the particle centres is less than 1.25σ , which is close to the attractive range of a strict AO potential (equation (1)). Having identified the bond network, we use the topological

cluster classification (TCC) to determine the nature of the cluster [47]. This analysis identifies all the shortest path three-, four- and five-membered rings in the bond network. We use the TCC to find clusters which are global energy minima of the Morse potential. We follow Doye *et al* [35] and term these clusters 3A, 4A, 5A, 6A, 7A, 10B, and 13B for $m = 3, 4, 5, 6, 7, 10, 13$. For $m \leq 7$ there is one global minimum for the Morse potential. At higher m there are multiple minima corresponding to different values of the range parameter ρ_0 . 10B and 13B correspond to a short-ranged Morse potential. We assume that these are the relevant global minima for $\rho_0 = 33.06$. In addition, in the case of $m = 13$ clusters we identify the FCC and HCP thirteen particle structures in terms of a central particle and its twelve nearest neighbours. For more details see [47].

4. Results

We shall consider each size in turn, before drawing together our results. We use two control parameters, the well depth of the attractive Morse interaction $\beta\epsilon_M$ (equation (2)) and the contact potential of the Yukawa repulsion $\beta\epsilon_Y$ (equation (4)). Increasing $\beta\epsilon_M$ thus promotes clustering, while $\beta\epsilon_Y$ suppresses clustering. In experiments on colloids, the electrostatic charge is usually not systematically varied. Therefore we consider specific values of $\beta\epsilon_Y$ and plot the

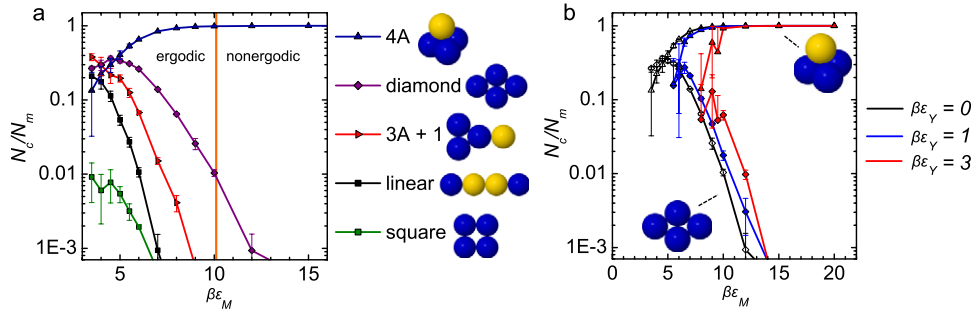


Figure 3. (a) Cluster populations for the $m = 4$ system as a function of the well depth of the attractive interaction $\beta\epsilon_M$ with $\beta\epsilon_Y = 0$. Here we see a clear trend towards the 4A tetrahedron as the ground state structure. We identify three higher energy structures: diamonds (5 bonds), triangle-lines (or 3A + 1) (4 bonds) and linear (3 bonds). The vertical line corresponds to $\tau_1 = 400\tau_B$. (b) Population of clusters in the minimum energy ground state (4A tetrahedron) and extended diamond structure for different strengths of the Yukawa repulsion $\beta\epsilon_Y$. The principle effect of the Yukawa repulsion is to shift the curves to require higher interaction strengths to achieve the same degree of clusters in the ground state: the more elongated diamond structure does not appear more favoured for stronger Yukawa repulsions.

response of the system to $\beta\epsilon_M$. Small clusters with $m \leq 5$ are able to reach the minimum energy ground state structures (which maximize the number of bonds), while for larger clusters, geometric frustration leads to kinetic trapping which severely limits access to the ground state at high values of the attractive interaction.

4.1. Small clusters $m \leq 5$

We begin our presentation of results by considering the $m = 3$ system, as shown in figure 2(a). The main conclusion from these data, as with all $m \leq 5$, is that increasing the attractive interaction strength $\beta\epsilon_M$ leads to a higher population in the minimum energy ground state, here the ‘3A’ triangle with D_{3h} point group symmetry and three bonds. This occurs at the expense of higher energy clusters, which, for $m = 3$ are ‘linear’ clusters with two bonds. In the case of $\beta\epsilon_Y = 0$, the potential energy for a short-range potential such as equation (2) is approximately equal to the number of bonds. Since 3A triangles have three bonds, and the linear clusters have only two, there is a strong thermodynamic driving force to the 3A cluster as the attractions are increased, consistent with the behaviour seen in figure 2(a).

The effect of increasing the Yukawa repulsion is to slightly suppress the development of the 3A population (figure 2(b)), as expected in this system with competing interactions. In other words, the slight upwards shift in the potential $\beta u_M + \beta u_Y$ (figure 1(b)) due to the Yukawa contribution acts as a relatively small perturbation to the $m = 3$ system. However, $\beta\epsilon_Y = 5$ substantially suppressed the colloidal aggregation and few three-membered clusters were formed. We hereafter consider $\beta\epsilon_Y = 0, 1, 3$ only.

The average bond lifetime τ_L is also shown in figure 2(c). Here we define bond lifetime as the time between a bond formation event (where the separation between two colloids falls below the bond length 1.25σ) a bond breakage event (where the separation between the same two colloids rises above the bond length). The bond lifetimes were widely distributed in all cases. We see that for $\beta\epsilon_M \lesssim 10$, τ_L is very much less than the simulation time, so the system may be regarded as equilibrated. In this regime, τ_L exhibits

an Arrhenius-like behaviour, as expected for an equilibrated system. At higher values of the interaction strength, the average bond lifetime approaches, and then exceeds the simulation run time, so the system is unable to equilibrate, on the simulation (and experimental [37]) timescale. Thus the system is regarded as nonergodic on these timescales, in that it cannot explore all its configurations. We take a average bond lifetime $\tau_1 = 400\tau_B$ as a crossover between ergodic and nonergodic. This ergodic–nonergodic transition is indicated in figure 2(a). However, although the system is nonergodic, the absence of any geometric frustration enables the minimum energy ground state to be reached. The absence of geometric frustration is understood as follows (figure 2(d)): for $m = 3$, if $\beta\epsilon_Y = 0$ there is no energy barrier in the linear \rightarrow 3A transition, because there is no angular dependence in the interaction. In other words, a steepest descent quench for a three-membered cluster yields the 3A triangle.

Turning to the case for $m = 4$, the situation is somewhat more complex (figure 3(a)). Rather than two states, there are four: 4A tetrahedra (the ground state with 6 bonds and T_h point group symmetry) diamonds (5 bonds), triangle-lines and squares (4 bonds) and linear (3 bonds). Squares are distinct from diamonds in that there are no diagonal bonds. However, like the $m = 3$ case, increasing $\beta\epsilon_M$ we find a peak in the population of linear clusters, triangle-lines and diamonds respectively. Each higher energy state has a distribution which becomes progressively less favoured at higher values of $\beta\epsilon_M$, as the 4A becomes the dominant structure, the yield of 4A approaches unity for $\beta\epsilon_M > 10$. Squares have a rather low yield, much less than triangle-lines (3A + 1), which have the same number of bonds. We return to the case of competing structures during our analysis of $m = 6$.

The effect of increasing the Yukawa interaction is similar to the $m = 3$ case: the development of the 4A population is somewhat suppressed (figure 3(b)). It has been suggested that the introduction of repulsions might be expected to promote more elongated structures [42]. For a given strength of the attractive interactions $\beta\epsilon_M$, there is indeed a tendency towards a higher population of the elongated 4D diamond structure, however the overall trend is unaltered and we restrict our analysis to the $\beta\epsilon_Y = 0$ case.

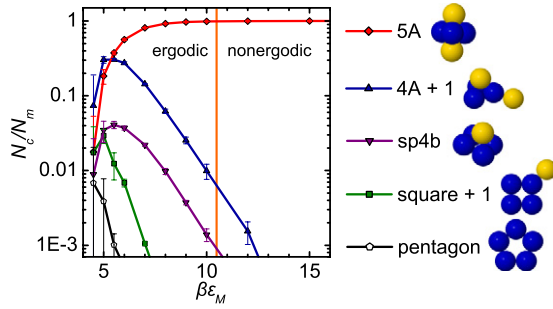


Figure 4. Cluster populations for the $m = 5$ system as a function of the well depth of the attractive interaction $\beta\epsilon_M$ with $\beta\epsilon_Y = 0$. The vertical line corresponds to $\tau_1 = 400\tau_B$. sp4b denotes a four-membered ring with one particle bonded to all four in the ring.

We now consider the $m = 5$ system for $\beta\epsilon_Y = 0$ (figure 4). We find that for $\beta\epsilon_M \gtrsim 8.0$, the overwhelming majority of clusters are in the ground state, 5A (triangular bipyramid with 9 bonds and D_{3h} point group symmetry), in a similar way to the $m = 3$ and 4 cases. Defective triangular bipyramids ($4A + 1$) form an excited state with 10 or 11 bonds. Clusters based around 4-membered rings with 5–8 bonds (sp4b and squares + 1) are present in yields up to a few per cent for relatively weak attractions ($\beta\epsilon_M \sim 5$). Five-membered rings (pentagons, five bonds) are found in small quantities, similar to the square in the case of $m = 4$. The main result from considering these small clusters is that, although the system may become nonergodic on the simulation timescale, the clusters can nevertheless access their global energy minima for sufficient interaction strengths ($\beta\epsilon_M \gtrsim 8.0$). In other words, access to the global minimum is not geometrically frustrated.

For $m = 5$ we do not explicitly consider all possible structures. For example linear clusters may form at weaker interaction strengths. At $\beta\epsilon_M = 4.5$, for example, only around 10% of $m = 5$ clusters are identified, however for most interaction strengths we consider, the vast majority of clusters are one of the five structures considered. A similar argument holds for $m = 6$ and 7.

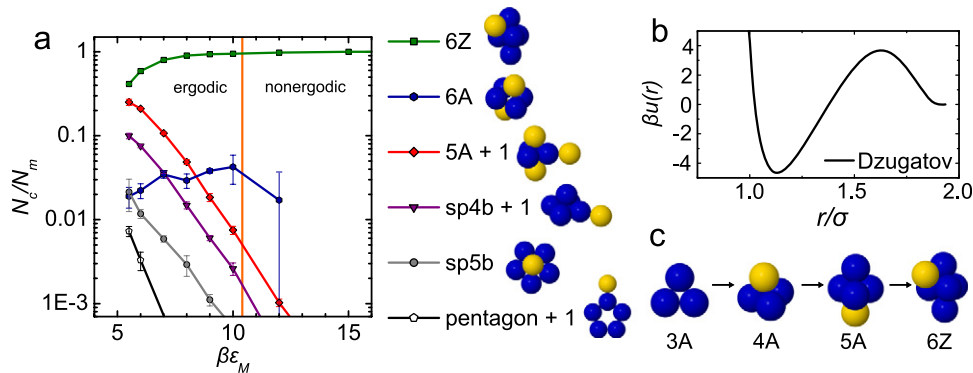


Figure 5. (a) Cluster populations for the $m = 6$ system as a function of the well depth of the attractive interaction $\beta\epsilon_M$ with $\beta\epsilon_Y = 0$. Here at strong interaction strength, rather than the Morse ground state 6A octahedron, instead 6Z are found, the ground state for the Dzugutov potential, (b). The vertical line in (a) corresponds to $\tau_L = 400\tau_B$. (c) The $3A \rightarrow 4A \rightarrow 5A \rightarrow 6Z$ aggregation pathway which does not involve the breaking of any bonds and thus promotes the formation of 6Z over 6A for high values of $\beta\epsilon_M$ where the average bond lifetime τ_1 is comparable to or greater than the simulation runtime.

4.2. $m = 6$ clusters: competing structures

For $3 \leq m \leq 5$ the dominant structure at high interaction strength is the global energy minimum for the Morse interaction. However, in the case of $m = 6$, we find this is not the case (figure 5(a)). We see only a small population of the Morse global energy minimum, the 6A octahedron (O_h point group symmetry) with another structure of C_{2v} point group symmetry appearing to dominate the system. This cluster is the ground state for the Dzugutov potential (plotted in figure 5(b)) [49], and we term it the 6Z. Why should this Dzugutov cluster be more popular than 6A octahedra? Both clusters have 12 bonds (near neighbours), and for a Morse potential with a relatively short range as we use here, the energy contribution from second-nearest neighbours is a factor of 5.625×10^{-8} of the total energy for the 6A (it is essentially zero for the 6Z). In fact, when the Yukawa repulsions are added, 6Z becomes energetically favoured as it is more elongated. Let us however consider the case for neutral particles where $\beta\epsilon_Y = 0$.

The difference between the two clusters' ground state potential energies is slight, but there are two remaining contributions to the system's free energy to be considered. Firstly the contribution due to the vibrational modes of the clusters must be accounted for, and secondly, so must the volume of phase space which is accessed upon translating and rotating the clusters through the system volume. Assuming that the vibrational modes may be approximated as harmonic (valid at low temperatures), the vibrational contribution to the free energies can be computed using a standard normal mode analysis. We have done this and found the contribution due to the vibrational modes to be completely negligible. The contribution due to translation will be the same for both clusters, so need not be considered. This leaves the contribution due to rotating the clusters. For the rotation we must consider both the point group symmetry and the cluster's radius of gyration. Comparing the point group symmetries, we can see that there are 24 different ways to reorientate the 6A cluster which are merely a permutation of indistinguishable particles, while for the 6Z there are only two ways. In computing the entropy we must count each permutation of

indistinguishable particles only once. For this reason, in computing the entropy, we are able to rotate the 6Z cluster through a greater portion of the available phase space. This results in an increase in the 6Z cluster’s population relative to the 6A cluster’s by a factor of 12. One could think of the 6Z cluster’s lower symmetry as a form of increased disorder. We also consider the radius of gyration: $R_G = \frac{1}{N} \sum_{i=1}^6 (\mathbf{r}_i - \mathbf{r}_{\text{cm}})^2$ where \mathbf{r}_i are the particle coordinates and \mathbf{r}_{cm} is the centre of mass. R_G is larger by a factor of approximately 1.06 times for the 6Z cluster than it is for the 6A. So upon rotating the 6Z cluster its particles traverse a greater portion of the available phase space than is the case for the 6A cluster. This increases the entropy of the 6Z cluster, relative to that of the 6A, further favouring it. It seems plausible that this could account for the relative differences in the populations, i.e., that the 6Z is thermodynamically favoured over the 6A by a factor of 30 as shown in figure 5(a).

As $\beta\epsilon_M$ becomes very large, we would ultimately expect a trend towards a 6A dominated population due to the (small) difference in potential energy. However, on these simulation timescales, the average bond lifetime is too long to enable the transition to a 6A dominated population, and, since 6Z can be the result of a $3A \rightarrow 4A \rightarrow 5A \rightarrow 6Z$ aggregation sequence (figure 5(c)), and the formation of 6A requires bond breakage, at strong interaction strengths, 6Z dominates for kinetic reasons.

Like the smaller clusters, for $m = 6$, we identify different structures which become significant at lower values of $\beta\epsilon_M$. In decreasing stability, these are clusters with two tetrahedra (which we denote as $5A + 1$ in figure 5(a), with either 10 or 11 bonds), defective octahedra (denoted as $\text{sp}4b + 1$, with between 9 and 11 bonds), defective pentagonal bipyramids (denoted as $\text{sp}5b$ with 10 bonds) and clusters formed of a five-membered ring with one bound particle (pentagon + 1, between 6 and 9 bonds).

4.3. Larger clusters: geometric frustration

For the small clusters we have considered so far, the number of particles is apparently too small to form metastable states. However, for $m = 7$ we see that the yield of the Morse global energy minimum 7A pentagonal bipyramid approaches unity for moderate strengths of $\beta\epsilon_M$, but for $\beta\epsilon_M > 12$ not all simulations reach the 7A (figure 6(a)). Once the 7A is formed, the system remains in a 7A state, but other metastable states have lifetimes longer than the simulation runs. The rise in 7A population as a function of $\beta\epsilon_M$ appears to slow around the ergodic–nonergodic transition (which we define as $\tau_L = 400\tau_B$).

In the nonergodic regime where bond breaking governs those structures which form, we expect an aggregation sequence similar to the $3A \rightarrow 4A \rightarrow 5A \rightarrow 6Z$ sequence shown in figure 5(c). Stepwise aggregation of one particle onto a 6Z cluster would lead to a structure we term $3 \times 5A$, as it may be decomposed into 3 overlapping 5A triangular bipyramids, or, equivalently, a 6Z with an additional tetrahedron. This structure has 15 bonds. The 7A has 15 bonds where the separation $\approx \sigma$, close to the minimum of the Morse potential,

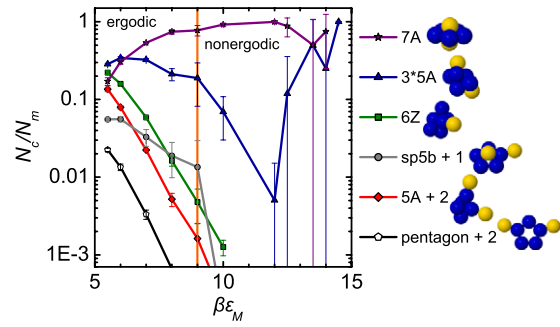


Figure 6. Cluster populations for the $m = 7$ system as a function of the well depth of the attractive interaction $\beta\epsilon_M$ with $\beta\epsilon_Y = 0$. Here the Morse ground state 7A pentagonal bipyramid is readily formed at intermediate interaction strength. The vertical line corresponds to $\tau_L = 400\tau_B$. $\text{sp}5b$ denotes a five-membered ring with one particle bonded to all five in the ring. A cluster based on three overlapping 5A triangular bipyramids, $3 \times 5A$, shows a re-entrant behaviour, dominating the cluster population at high and low values of $\beta\epsilon_M$.

while the distance between the top and bottom particle is around 1.02283σ , contributing $0.7193\epsilon_M$ to the energy. The 7A is thus around $0.7193\beta\epsilon_M$ lower in energy than the $3 \times 5A$ structure. In the nonergodic regime for $\beta\epsilon_M > 12$, we see that this $3 \times 5A$ structure dominates the system, due to kinetic trapping. The behaviour of the 7A system in the nonergodic regime highlights the sampling limitations of our simulation approach. To map this regime more accurately, many more simulations are desirable than the 4 runs per state point we have been able to perform.

At weaker interaction strengths, like the smaller clusters, a variety of structures become popular, based on a diminishing number of bonds. Of these, $\text{sp}5b + 1$, a defective pentagonal bipyramid with 11–13 bonds shows a rather slow rate of decay upon increasing $\beta\epsilon_M$. At the weakest interaction strength, $\beta\epsilon_M = 5.5$, the yield of $3 \times 5A$ exceeds that of 7A. This ‘re-entrant’ behaviour of $3 \times 5A$ is apparently a consequence of the different number of bonds relative to 7A. Cluster with fewer bonds are promoted for weak interaction strengths, but in the nonergodic regime, kinetic trapping promotes $3 \times 5A$.

At larger sizes again we consider the Morse global minima, which are 10B for 13B for $m = 10, 13$ clusters respectively. Once more the effects of frustration are clear. The $m = 10$ system (figure 7) features a clear maximum yield of 10B at $\beta\epsilon_M \sim 7$, however the yield is only around 14%. The rise in the yield of 10B as a function of $\beta\epsilon_M$ up to the ergodic–nonergodic crossover suggests that this rise in average bond lifetime is the primary mechanism by which a further rise in the 10B yield is suppressed. In other words, kinetic trapping prevents access to 10B at higher strengths of the attractive interaction.

For $m = 13$, in addition to 13B, we also find crystal fragments. The maximum yield of 13B is around 10%. For $\beta\epsilon_M = 7.0$, HCP crystal fragments are in fact more popular than the 13B ground state. We find no icosahedra, these are the global energy minimum for longer-ranged Morse interactions ($\rho_0 < 14.76$) [35] than we use here, although for moderate values of $\beta\epsilon_M$ it is not unreasonable to expect icosahedra. We expect that a similar kinetic argument to that suggested

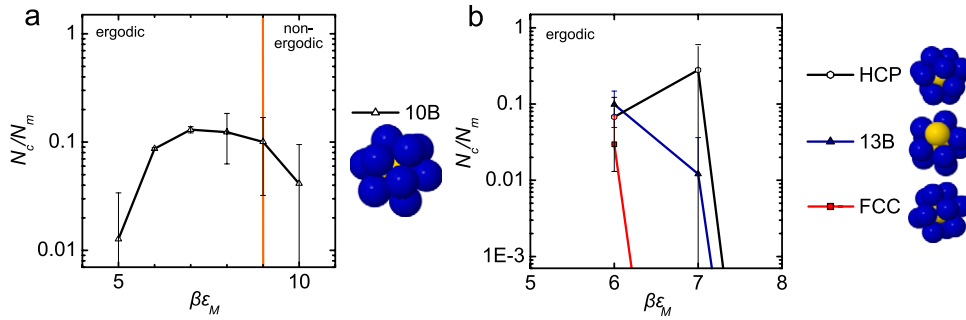


Figure 7. (a) Cluster populations for the $m = 10$ (a) and $m = 13$ (b) system as a function of the well depth of the attractive interaction $\beta\epsilon_M$ with $\beta\epsilon_Y = 0$. The vertical line in (a) corresponds to $\tau_1 = 400\tau_B$.

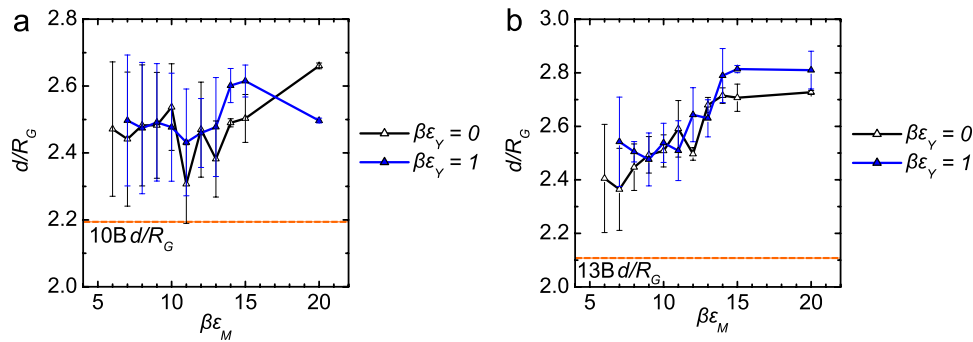


Figure 8. (a) Elongation d/R_G for the $m = 10$ (a) and $m = 13$ (b) system as a function of the well depth of the attractive interaction $\beta\epsilon_M$ with $\beta\epsilon_Y = 0$. The dashed line denotes the elongation in the case of the minimum energy ground state.

above for $m = 10$ concerning the low yield of 10B holds for $m = 13$ as well. For $m = 10$ and 13 we cannot exclude the possibility that other global minima exist. Doye *et al* [35] calculated global minima for $\rho_0 \lesssim 25$. The smaller global energy minima for $m \leq 6$ exhibit no strain for short-ranged Morse interactions, and only a limited amount of strain in the case of 7A, these structures are therefore also expected to be minima for $\rho_0 = 33.06$ as used here. This not necessarily the case for $m = 10$ and 13 . We are however unaware of any more appropriate structures than those listed in [35].

A question arises in comparing figure 7 with results for smaller clusters, such as the case of $m = 3$ (figure 2). In general one expects that larger clusters should be able to form at higher temperatures (weaker interaction strengths) [1], (although for small Lennard-Jones clusters, the melting line is in fact non-monotonic as a function of m [50]). Here, we are interested in whether all m particles in the simulation box aggregate to form a cluster. This is less likely for larger m , so our statistics suffer for lower values of $\beta\epsilon_M$ relative to the smaller clusters considered. It is nevertheless very clear that the yield of the assumed global minimum clusters is markedly reduced in the case of $m = 10$ and 13 relative to smaller clusters. We now proceed to consider elongation.

4.4. Elongation

The ground states of larger clusters have been found to be strongly affected by the strength of a Yukawa repulsion, with stronger repulsions leading to more elongated structures [36].

This effective long-ranged repulsion was indeed predicted to have a profound effect upon both the shape and the size of clusters of charged colloids by Groenewold and Kegel [42], and experiments have found evidence for elongated clusters [5, 7] and Bernal spirals [6]. We therefore investigate the degree of elongation of the larger clusters considered here. We consider the largest separation of two coordinates within a cluster, d , and divide this by the radius of gyration R_G of the same coordinate set. Thus, larger d/R_G corresponds to more elongated clusters, and for a large spherical cluster with $m \rightarrow \infty$, $d/R_G \rightarrow 2\sqrt{5/3}$. For highly symmetric clusters such as icosahedra, $d/R_G = 2.08$.

Figure 8 shows the elongation d/R_G as a function of $\beta\epsilon_M$. The elongation for $m = 10$ and 13 appears to be dominated by failure to access the ground state; nonergodic systems are more elongated. The data for $\beta\epsilon_Y = 1.0$ are included in figure 8, while for $\beta\epsilon_Y = 3.0$, few clusters formed at all, and none in the ergodic regime. From the discussion above, one might expect the $\beta\epsilon_Y = 1$ data to show a higher degree of elongation due to the Yukawa repulsion, however figure 8(a) indicates that this is not the case for $m = 10$ and 13 , except for a slight hint at the lower values of $\beta\epsilon_M$. We might expect that elongation induced by long-ranged repulsions is promoted by increasing m , or $\beta\epsilon_Y$ or perhaps by a longer-ranged attraction that might suppress the transition to nonergodicity, due to a less complex potential energy surface (see section 5) [51]. However in this system we see little evidence for elongation.

5. Discussion

The behaviour of the systems considered here can readily be decomposed into systems where frustration is not relevant, $m \leq 5$ where a well-defined structure is favoured, and those where frustration leads to a non-trivial potential energy landscape and limited access to the ground state $m \geq 7$. In the case of $m = 6$ two structures with the same number of bonds, 6A octahedra and 6Z D_{3h} compete. Of particular relevance here is the short range of the attractive interactions. It has been noted previously that these tend to promote a complex energy landscape, for example $m = 13$ Morse clusters with $\rho_0 = 14.0$ have some 54 439 local energy minima, compared to just 685 for the longer-ranged case of $\rho_0 = 4.0$ [51]. The Morse potential with $\rho_0 = 14.0$ is an approximation to C_{60} , clusters of which are known to exhibit kinetic trapping [52], although in that case, icosahedral clusters were favoured. With $\rho_0 = 33.06$, stronger trapping is likely. What is clear, therefore, is that these systems can, only in the simplest cases ($m = 3, 4, 5$), form high yields of clusters in the minimum energy ground state, although $m = 7$ does have a window in $\beta\epsilon_M$ where the yield of 7A is rather substantial.

5.1. Relevance to experiments

This work has been largely motivated by experimental studies of clustering in colloidal dispersions. In those systems, prized for their tunable interactions, the attractions, either Asakura–Oosawa, or van der Waals are typically rather short ranged, and thus likely to exhibit kinetic trapping similar to the systems studied here. We therefore argue that for substantial yields of more complex ‘colloidal molecules’, it is appropriate to seek more sophisticated means than the spherically symmetric spheres we have considered here, such as patchy particles [10, 14, 19, 41, 53] and Janus particles [16, 17], or to design routes of preparation [4, 54]. However, even ‘purpose-designed’ patchy particles can have only a rather limited window where the yield of ground state structures is substantial [11–13].

We now compare our results to those found in an experimental system in which the interactions are, to a first approximation, identical [37]. Each of the simulations was conducted with a fixed number of particles corresponding to the cluster size investigated. By contrast, most experiments are carried out with a bulk colloidal suspension, in which clusters of different size form. The experimental data report the relative abundance of cluster types for a fixed number of particles per cluster, m , and each cluster is assumed to interact only weakly with other clusters. In the experimental system, $m = 3$ formed a majority of clusters in the 3A triangle which maximizes the number of bonds. This occurred at interaction strengths comparable to those found in the simulations reported here. In the experiments $m = 4$ and 5 formed only around 10% of 4A tetrahedra and 5A triangular bipyramids respectively, in sharp contrast to the simulation results, where the yield was essentially 100%. In the case of $m = 6$, both in experiment and simulation, 6Z C_{2v} dominated the 6A octahedron. However, in the simulation, in the ergodic regime, the population difference was around a factor of 30,

while in the experiment the difference was at least an order of magnitude larger. Furthermore, the maximum yield of 6Z C_{2v} was an order of magnitude lower in the experiment than the simulation, where it was around 100%. For $m = 7$ both experiment and simulation show signs of geometric frustration, with the yield of 7A being reduced in the nonergodic regime of strong interaction strength. However, while the peak yield of 7A approached 100% in the simulation, the experiments were limited to a few per cent of 7A. We consider possible origins for this discrepancy in section 5.2.

5.2. Charging in apolar colloidal systems

Before concluding, it is worth considering these results in the light of some other recent experimental studies. Campbell *et al* [6] report clusters in a system in which they measured the colloid charge in a dilute suspension to be $Z = 140e$ per $1.5 \mu\text{m}$ diameter colloid, where e is the elementary charge. According to equation (3), this maps to a Yukawa contact potential $\beta\epsilon_Y = 35$, their quoted value for the Debye length is comparable to ours. We have observed only very limited clustering at $\beta\epsilon_Y = 5$, corresponding to a charge of $Z = 47e$ and expect none at higher Yukawa contact potentials. Dibble *et al* [8] quote a similar value of $Z = 165e$ per $2 \mu\text{m}$ colloid. Moreover Sedgwick *et al* [7] report $Z < 10^3e$ in their study of clustering. Although not strictly inconsistent, this seems rather higher than the values we predict from equation (3).

In their simulation study of gelation in colloidal systems with competing interactions, Sciortino *et al* [55] used a comparable contact potential for the Yukawa repulsion $\beta\epsilon_Y$ to that used in the simulations here. In other words, a much weaker Yukawa repulsion than that expected from the colloid charge quoted by Campbell *et al* [6]. Interestingly, Sciortino *et al* [55] found that similar Bernal spiral structures were formed in their simulations to those observed experimentally [6]. From the arguments presented above, it might be supposed that the Bernal spiral can form without significant geometric frustration. An important question remains in the role of colloid concentration. We have considered a rather low volume fraction $\phi = m(\pi\sigma^3/6)/l^3 = 0.0029$, as we are interested in isolated clusters. Whether the details of our results apply at finite concentration where clusters interact with one another remains to be seen, but many colloid volume fractions quoted in the literature are $\phi \lesssim 0.2$. In this regime we expect the discussion above regarding clustering in the presence of electrostatic repulsions to be reasonable.

Given the success of linear Poisson–Boltzmann theory in describing electrostatic interactions in these systems in the absence of polymer-induced attractions [56], one is tempted to enquire as to the origin of the discrepancy between the findings of this paper and the experimental literature [6–8]. As far as we know, in only one case has quantitative agreement been found between experiment and simulation of competing interactions using conventional models of electrostatic repulsion and polymer-induced attraction [57], and there the electrostatic repulsions were screened by salt. Combined with the discrepancies presented here and those in the experimental

system [37] to which we have tuned the interactions, we believe that there is more than meets the eye to these colloidal model systems with competing interactions. We see little reason to suppose that the polymer-induced attractions deviate substantially from theory [44], therefore we speculate that the electrostatic repulsions in the clusters may deviate from those deduced by electrophoretic mobility measurements in dilute suspensions [6, 8, 37, 56].

6. Conclusions

We have studied isolated colloidal clusters using Brownian dynamics simulations. Our system is tuned to match experimental work in colloidal systems with polymer-induced depletion attractions. For sufficient strengths of the attractive interaction, the average bond lifetime exceeds the simulation runtime, and the system as nonergodic on this timescale; this conclusion also applies to some experimental systems. However, for small clusters $m \leq 5$ this ergodicity breaking does not prevent the system reaching the minimum energy ground state structure, as no bonds need be broken. Thus for these small clusters, we can direct the system in a controlled way towards a prescribed ground state. For $m = 6$ we find a structure which appears to minimize the free energy with C_{2v} symmetry, rather than the octahedron that forms the minimum energy ground state [35, 36]. The energy difference between these structures is negligible, and for moderate interaction strengths (the ergodic regime) the C_{2v} structure is favoured for entropic reasons, while in the nonergodic regime, it is kinetically favoured as it is the product of an aggregation sequence that does not involve bond breakage. At larger cluster sizes, the system is kinetically frustrated from reaching the ground state in all but a limited window. Moreover, recent experimental results in a similar system show much lower yields of clusters in the ground state than we find here [37]. The origin of the discrepancy is likely related to a difference in the effective interaction potentials between experiment and simulation. It is perhaps surprising that such small systems exhibit this degree of kinetic trapping; only those sizes for which there is no geometric frustration ($m = 3, 4, 5$) reach the minimum energy ground state. These results suggest that high yields of complex microstructures of colloidal clusters and molecules may benefit from reversible quenching [38–41], rather than the fixed interactions of many colloidal systems, which lead to ‘instantaneous quenching’.

Some pointers for further work are considered. We have employed a simple approach in our simulations, as we are motivated to reproduce the recent experimental system. One approach to investigate larger clusters could be to run a simulation of a much larger number of particles, and to consider each cluster as a separate system. In this way, larger clusters could be accessed than was the case here. Although this could in principle resolve some discrepancies between the results presented here and those reported for the experimental system, we believe this is a most unlikely scenario. Other possibilities might be to implement the methods found in the (atomic) cluster literature [1, 35, 50] to comprehensively determine the structure of larger clusters. Another possibility

would be to determine the phase diagram for the system considered here, using normal mode analysis to provide a theoretical prediction of the population levels for the various structures considered.

To provide further support to experimentalists in the quest to control the structure of colloidal clusters it might be helpful to move beyond the one-component description employed here. Given that the charging number quoted in some experimental work is so small ($Z \lesssim 100e$) [6–8, 37, 58], it might be possible to determine structures of colloidal clusters by for example developing the primitive model of electrolyte systems to colloidal systems with many ionizable sites on each particle [59].

Acknowledgments

This study was partly supported by EPSRC through grant code EP/E501214/1, and by a grant-in-aid from the Ministry of Education, Culture, Sports, Science and Technology, Japan. CPR acknowledges the Royal Society for financial support.

References

- [1] Baletto F and Ferrando R 2005 Structural properties of nanoclusters: energetic, thermodynamic, and kinetic effects *Rev. Mod. Phys.* **77** 371–423
- [2] Wales D J 2004 *Energy Landscapes: Applications to Clusters, Biomolecules and Glasses* (Cambridge: Cambridge University Press)
- [3] Segre P N, Prasad V, Schofield A B and Weitz D A 2001 Glasslike kinetic arrest at the colloidal-gelation transition *Phys. Rev. Lett.* **86** 6042–5
- [4] Manoharan V N, Elsesser M T and Pine D J 2003 Dense packing and symmetry in small clusters of microspheres *Science* **301** 483–7
- [5] Stradner A, Sedgwick H, Cardinaux F, Poon W-C K, Egelhaaf S U and Schurtenberger P 2004 Equilibrium cluster formation in concentrated protein solutions and colloids *Nature* **432** 492–5
- [6] Campbell A I, Anderson V J, van Duijneveldt J S and Bartlett P 2005 Dynamical arrest in attractive colloids: the effect of long-range repulsion *Phys. Rev. Lett.* **94** 208301
- [7] Sedgwick H, Egelhaaf S U and Poon W-C K 2004 Clusters and gels in systems of sticky particles *J. Phys.: Condens. Matter* **16** S4913–22
- [8] Dibble C J, Kogan M and Solomon M J 2006 Structure and dynamics of colloidal depletion gels: coincidence of transitions and heterogeneity *Phys. Rev. E* **74** 041403
- [9] Wilking J N, Graves S M, Change C B, Meleson K, Lin M Y and Mason T G 2006 Dense cluster formation during aggregation and gelation of attractive slippery nanoemulsion droplets *Phys. Rev. Lett.* **96** 015501
- [10] Glotzer S C and Solomon M J 2007 Anisotropy of building blocks and their assembly into complex structures *Nat. Mater.* **6** 557–62
- [11] Wilber A W, Doye J P K, Louis A A, Noya E G, Miller M A and Wong P 2007 Reversible self-assembly of patchy particles into monodisperse clusters *J. Chem. Phys.* **127** 085106
- [12] Wilber A W, Doye J P K, Louis A A and Lewis A C F 2009 Monodisperse self-assembly in a model with protein-like interactions arXiv:0907.4811v1 [cond-mat.soft]
- [13] Wilber A W, Doye J P K and Louis A A 2009 Topological classification of clusters in condensed phases arXiv:0907.4807v1 [cond-mat.soft]

- [14] Zerrouki D, Baudry J, Pine D, Chaikin P and Bibette J 2008 Chiral colloidal clusters *Nature* **455** 380–2
- [15] Anthony S M, Kim M and Granick S 2008 Translation-rotation decoupling of colloidal clusters of various symmetries *J. Chem. Phys.* **129** 244701
- [16] Hong L, Cacciuto A, Luijten E and Granick S 2006 Clusters of charged Janus spheres *Nano Lett.* **6** 2510–4
- [17] Hong L, Cacciuto A, Luijten E and Granick S 2008 Clusters of amphiphillic colloidal spheres *Langmuir* **24** 621–5
- [18] Akcora P, Liu H, Kumar S K, Moll J, Li Y, Benicewicz B C, Schadler D, Acehan L S, Panagiotopoulos A Z, Pryamitsyn V, Ganesan V, Ilavsky J, Thiyagarajan P, Colby J F and Douglas R H 2009 Anisotropic self-assembly of spherical polymer-grafted nanoparticles *Nat. Mater.* **8** 354–9
- [19] Zhang Z, Keys A S, Chen T and Glotzer S C 2005 Self-assembly of patchy particles into diamond structures through molecular mimicry *Langmuir* **21** 11547–51
- [20] Noya E G, Vega C, Doye J P K and Louis A A 2007 Phase diagram of model anisotropic particles with octahedral symmetry *J. Phys. Chem.* **127** 054501
- [21] Likos C N 2001 Effective interactions in soft condensed matter physics *Phys. Rep.* **348** 267–439
- [22] Löwen H and Allahyarov E 1998 The role of effective triplet interactions in charged colloidal suspensions *J. Phys.: Condens. Matter* **10** 4147–60
- [23] Kodama H, Takeshita K, Araki T and Tanaka H 2004 Fluid particle dynamics simulation of charged colloidal suspensions *J. Phys.: Condens. Matter* **16** L115–23
- [24] Araki T and Tanaka H 2008 Physical principle for optimizing electrophoretic separation of charged particles *Europhys. Lett.* **82** 18004
- [25] Hansen J-P and Macdonald I R 1976 *Theory of Simple Liquids* (London: Academic)
- [26] Frenkel D and Smit B 2001 *Understanding Molecular Simulation: from Algorithms to Applications* (New York: Academic)
- [27] Sciortino F, Tartaglia P and Zaccarelli E 2005 One-dimensional cluster growth and branching gels in colloidal systems with short-range depletion attraction and screened electrostatic repulsion *J. Phys. Chem. B* **109** 21942–53
- [28] Sciortino F, Mossa S, Zaccarelli E and Tartaglia P 2004 Equilibrium cluster phases and low-density arrested disordered states: the role of short-range attraction and long-range repulsion *Phys. Rev. Lett.* **93** 055701
- [29] Kroy K, Cates M E and Poon W C K 2004 Cluster mode-coupling approach to weak gelation in attractive colloids *Phys. Rev. Lett.* **92** 148302
- [30] Zaccarelli E 2007 Colloidal gels: equilibrium and non-equilibrium routes *J. Phys.: Condens. Matter* **19** 323101
- [31] Tarzia M and Coniglio A 2006 Pattern formation and glassy phase in the ϕ^4 theory with a screened electrostatic repulsion *Phys. Rev. Lett.* **96** 075702
- [32] Mladek B M, Gottwald D, Kahl G, Neumann M and Likos C N 2006 Formation of polymorphic cluster phases for a class of models of purely repulsive soft spheres *Phys. Rev. Lett.* **96** 045701
- [33] Fernandez Toledano J C, Sciortino F and Zaccarelli E 2009 Colloidal systems with competing interactions: from an arrested repulsive cluster phase to a gel arXiv:0903.2929
- [34] Li Z Y, Young N P, Di Vecce M, Palomba S, Palmer R E, Bleloch A L, Curley B C, Johnston R L, Jiang J and Yuan J 2008 Three-dimensional atomic-scale structure of size-selected gold nanoclusters *Nature* **451** 46–9
- [35] Doye J P K, Wales D J and Berry R S 1995 The effect of the range of the potential on the structures of clusters *J. Chem. Phys.* **103** 4234–49
- [36] Mossa S, Sciortino F, Tartaglia P and Zaccarelli E 2004 Ground-state clusters for short-range attractive and long-range repulsive potentials *Langmuir* **20** 10756–63
- [37] Klíx C L, Murata K, Tanaka H, Williams S, Malins A and Royall C P 2009 The role of weak charging in metastable colloidal clusters arXiv:0905.3393v1 [cond-mat.soft]
- [38] Whitesides G M and Boncheva M 2002 Beyond molecules: self-assembly of mesoscopic and macroscopic components *Proc. Natl Acad. Sci.* **99** 4769–74
- [39] Jack R L, Hagan M F and Chandler D 2007 Fluctuation-dissipation ratios in the dynamics of self-assembly *Phys. Rev. E* **76** 021119
- [40] Rapaport D C 2008 Role of reversibility in viral capsid growth: a paradigm for self-assembly *Phys. Rev. Lett.* **101** 186101
- [41] Nykypanchuk D, Maye M M, van der Lelie D and Gang O 2008 DNA-guided crystallisation of colloidal nanoparticles *Nature* **451** 549–52
- [42] Groenewold J and Kegel W K 2001 Anomalous large equilibrium clusters of colloids *J. Phys. Chem. B* **105** 11702–9
- [43] Asakura S and Oosawa F 1954 On interaction between 2 bodies immersed in a solution of macromolecules *J. Chem. Phys.* **22** 1255–6
- [44] Royall C P, Louis A A and Tanaka H 2007 Measuring colloidal interactions with confocal microscopy *J. Chem. Phys.* **127** 044507
- [45] Royall C P, Williams S R, Ohtsuka T and Tanaka H 2008 Direct observation of a local structural mechanism for dynamic arrest *Nat. Mater.* **7** 556–61
- [46] Noro M G and Frenkel D 2000 Extended corresponding-states behavior for particles with variable range attractions *J. Chem. Phys.* **113** 2941–4
- [47] Williams S R 2007 Topological classification of clusters in condensed phases arXiv:0705.0203v1 [cond-mat.soft]
- [48] Allen M P and Tildesley D J 1989 *Computer Simulation of Liquids* (Oxford: Oxford University Press)
- [49] Doye J P K, Wales D J and Simdyankin S I 2001 Global optimization and the energy landscapes of Dzugutov clusters *Faraday Discuss.* **118** 159–70
- [50] Doye J P K and Calvo F 2002 Entropic effects on the structure of Lennard-Jones clusters *J. Chem. Phys.* **116** 8307–17
- [51] Miller M A, Doye J P K and Wales D J 1999 Structural relaxation in Morse clusters: energy landscapes *J. Chem. Phys.* **110** 328–34
- [52] Baletto F, Doye J P K and Ferrando R 2002 Evidence of kinetic trapping in clusters of C60 molecules *Phys. Rev. Lett.* **88** 075503
- [53] Park S Y, Lytton-Jean A K R, Lee B, Weigand S, Schatz G C and Mirkin C 2008 DNA-programmable nanoparticle crystallisation *Nature* **451** 553–6
- [54] Sung K E, Vanapalli S A, Mukhija D, McKay H A, Millunchick J M, Burns M A and Solomon M J 2008 Programmable fluidic production of microparticles with configurable anisotropy *J. Am. Chem. Soc.* **130** 1335–40
- [55] Sciortino F and Tartaglia P 2005 Glassy colloidal systems *Adv. Phys.* **54** 471–524
- [56] Royall C P, Leunissen M E, Hynninen A-P, Dijkstra M and van Blaaderen A 2006 Re-entrant melting and freezing in a model system of charged colloids *J. Chem. Phys.* **124** 244706
- [57] Royall C P, Aarts D G A L and Tanaka H 2005 Fluid structure in colloid–polymer mixtures: the competition between electrostatics and depletion *J. Phys.: Condens. Matter* **17** S3401–8
- [58] Roberts G S, Wood T A, Frith W J and Bartlett P 2007 Direct measurement of the effective charge in nonpolar suspensions by optical tracking of single particles *J. Chem. Phys.* **126** 194503
- [59] Lobaskin V and Linse P 1999 Simulation of an asymmetric electrolyte with charge asymmetry 60:1 using hard-sphere and soft-sphere models *J. Chem. Phys.* **111** 4300–9